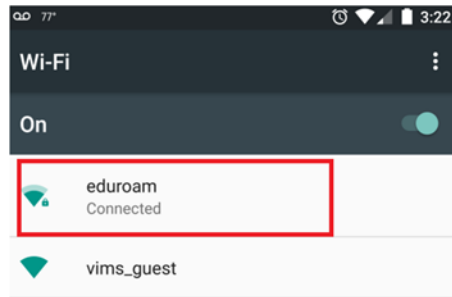


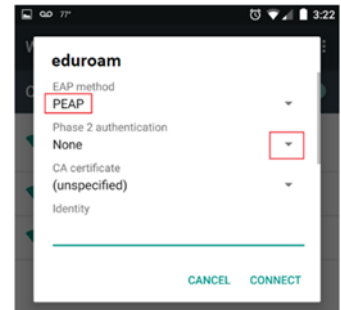
Connecting to the eduroam wifi network with an Android device

Depending on the OS version on your phone, your screens may look different but this can be used as a guide.

Select eduroam:

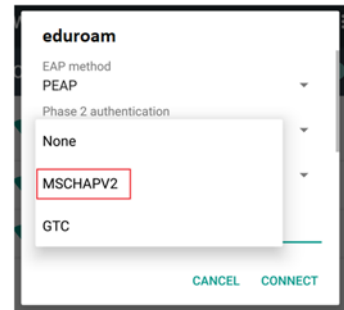


Make sure the EAP method is set to PEAP. If it is not, select the dropdown and set to PEAP.

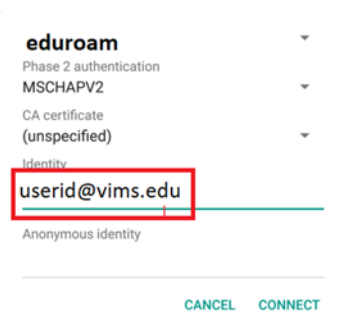


Phase 2 authentication should be changed. Select the dropdown.

Select MSCHAPV2 as the authentication method



Enter your username in the format of your full email address:
userid@vims.edu



Next, enter your VIMS password. This is the same password you use for email. Click Connect. If you are prompted to accept a certificate, click accept.